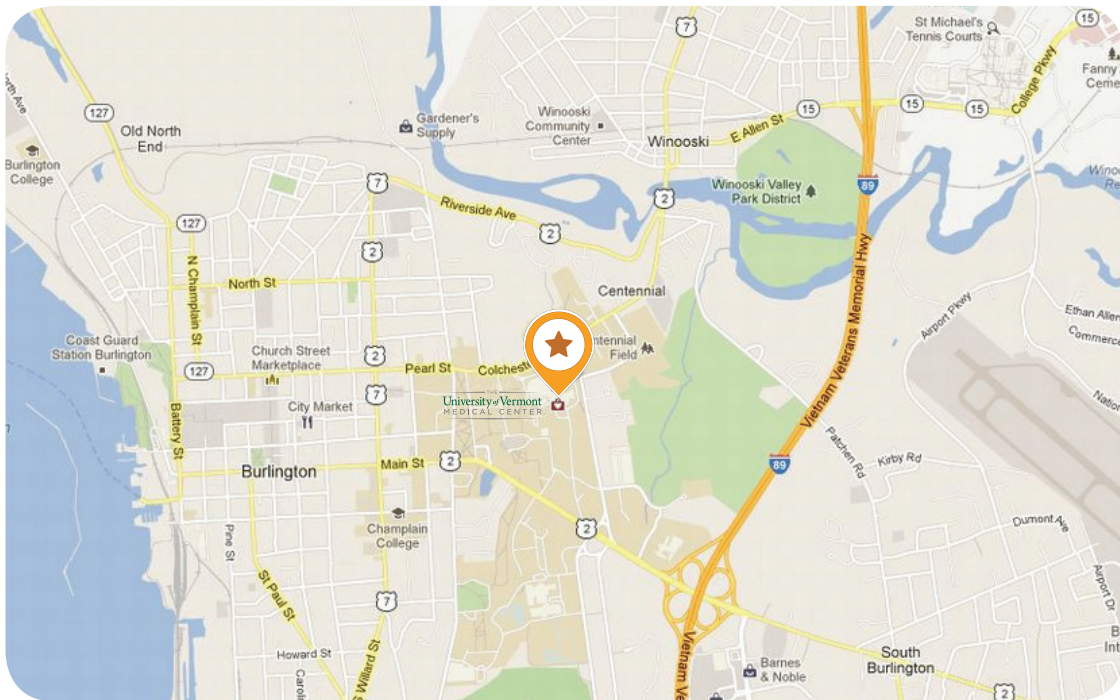


Maps

How To Get Here
111 Colchester Avenue
Burlington, VT, 05401



From the Rutland area

Follow Route 7 North to Burlington until you reach the Shelburne Street rotary. At the rotary, bear slightly right and up the hill on to Willard Street. Stay on Willard Street for about one mile until it intersects with Pearl Street. At that traffic light, turn right on to Pearl Street. Stay on Pearl Street (*which becomes Colchester Avenue*) for approximately one mile. The University of Vermont Medical Center Main Campus will be on your right. Turn right to enter the campus. At the first stop sign, go straight (*the McClure Building will be on your right*). Proceed up the hill and around the bend to the next stop sign. At that stop sign, turn left, and then take the next left into the entrance to the underground parking garage.

From St. Albans and Points North:

Take I-89 South to Exit 14W. (see directions below from Exit 14W to the Main Campus)

From the Montpelier/White River Junction Areas:

Take I-89 North to Exit 14W. (see directions below from Exit 14W to the Main Campus)

From the Plattsburgh, NY/Massena, NY/Malone, NY areas:

Take Cumberland Head/Grand Isle Ferry. Follow Route 314 to Route 2. Turn right onto Route 2 and travel east about 10 miles to I-89 South. Take Exit 14W. Alternate route: Cross Rouses Point Bridge. Take Route 2 south to I-89 South to Exit 14W. (see directions below from Exit 14W to the Main Campus)

From Exit 14W:

Stay on Williston Road. The Sheraton Burlington Hotel & Conference Center will be on your right. After you pass the traffic light at the Sheraton entrance, Williston Road becomes Main Street. Immediately, after the next set of traffic lights, turn right onto Beaumont Avenue. Continue on Beaumont Avenue to traffic light. Continue straight on Beaumont Avenue, the entrance to the underground parking garage will be on your right.

Arrival

Parking

Parking is located in the underground garage adjacent to the main entrance. You can take the elevator on each level of the garage to Level 2 or 3 to enter the hospital and outpatient services. Information desks are located on Level 2 and 3. Also, you may choose to drop off your spouse or other relative or close friend who accompanies you and your child at the main entrance before parking. Curbside assistance and valet parking is available if you need it.

Getting Around The Hospital

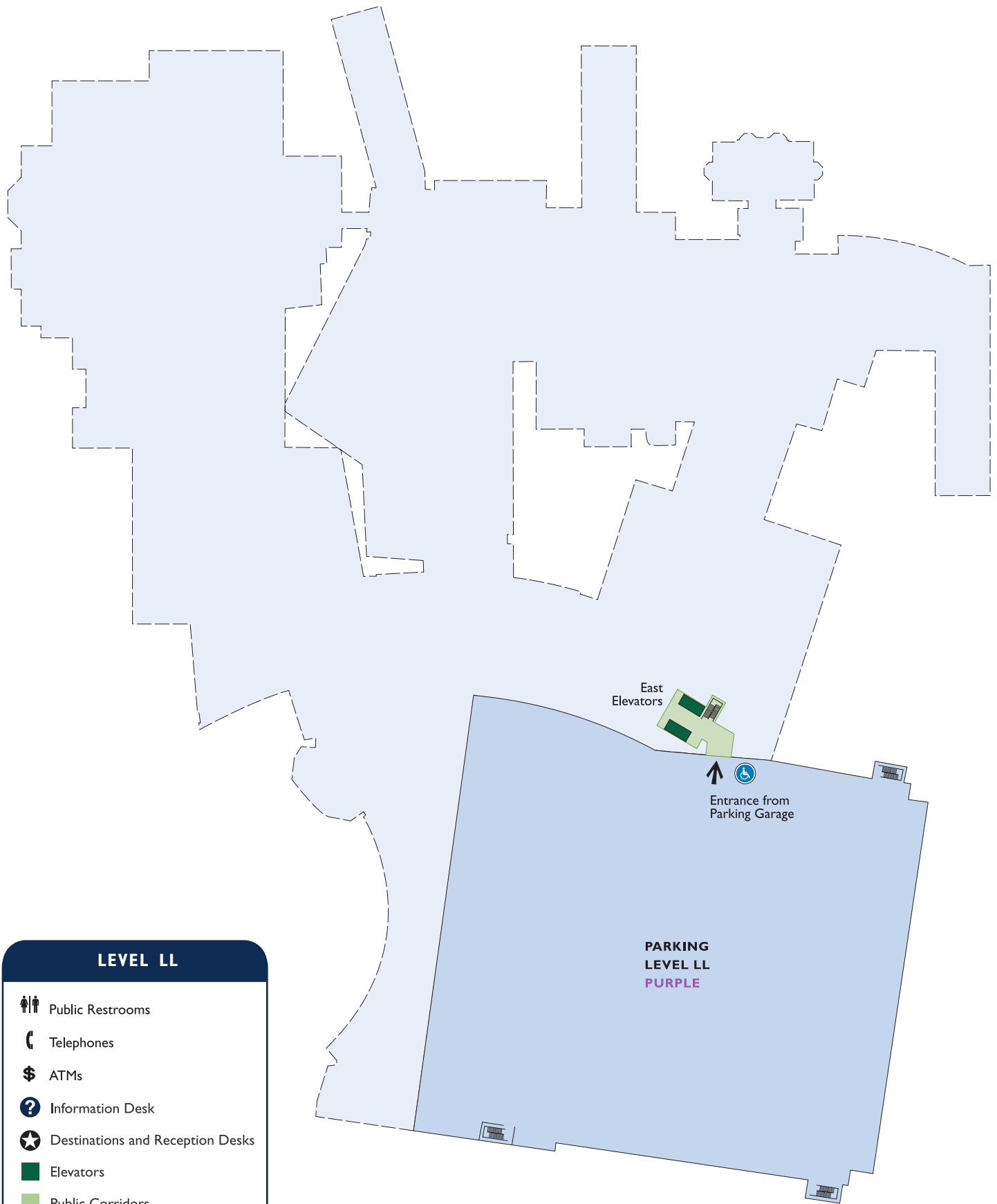
See pages 3-12 for additional maps of The University of Vermont Medical Center.

MAIN CAMPUS











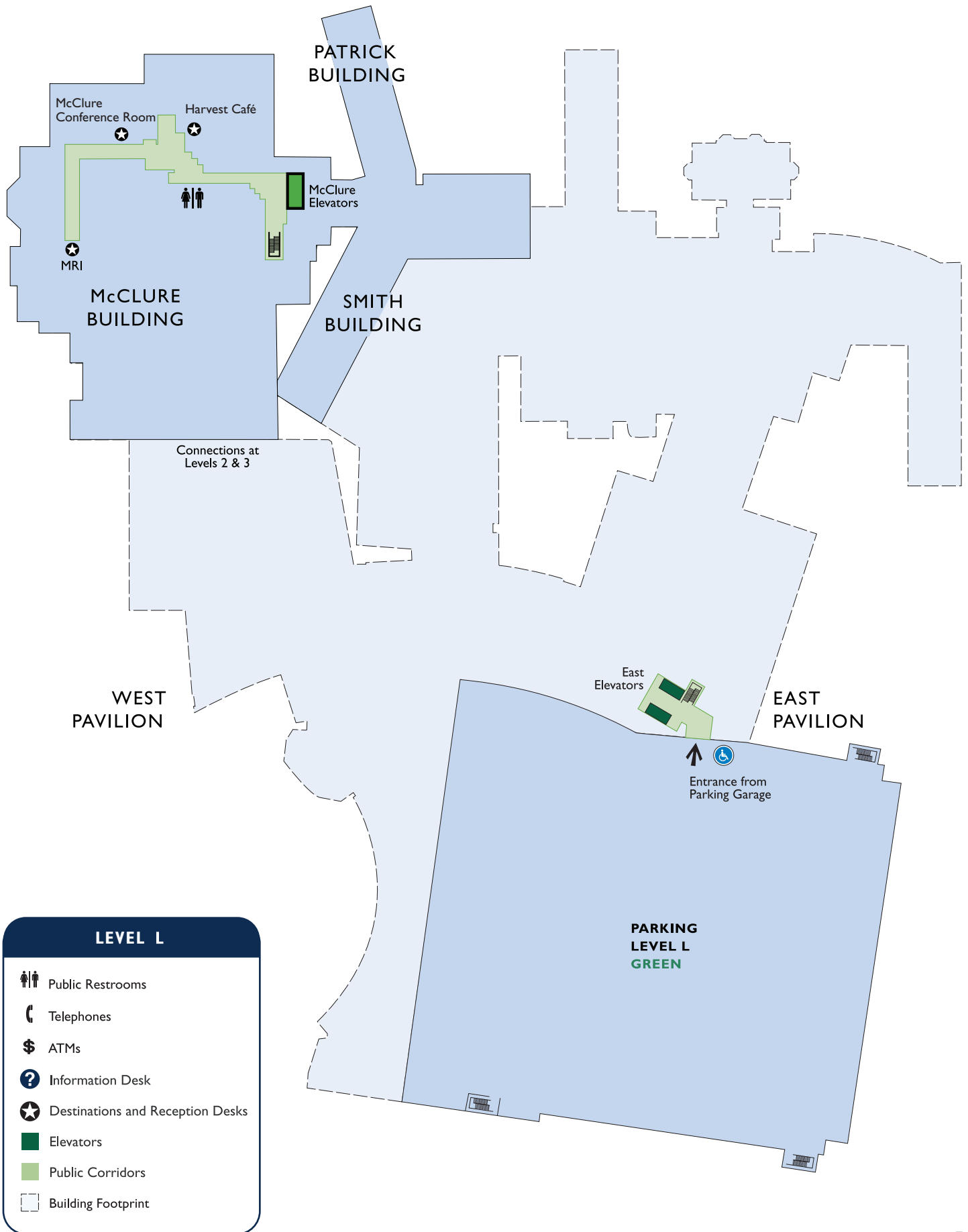
Finding Your Way

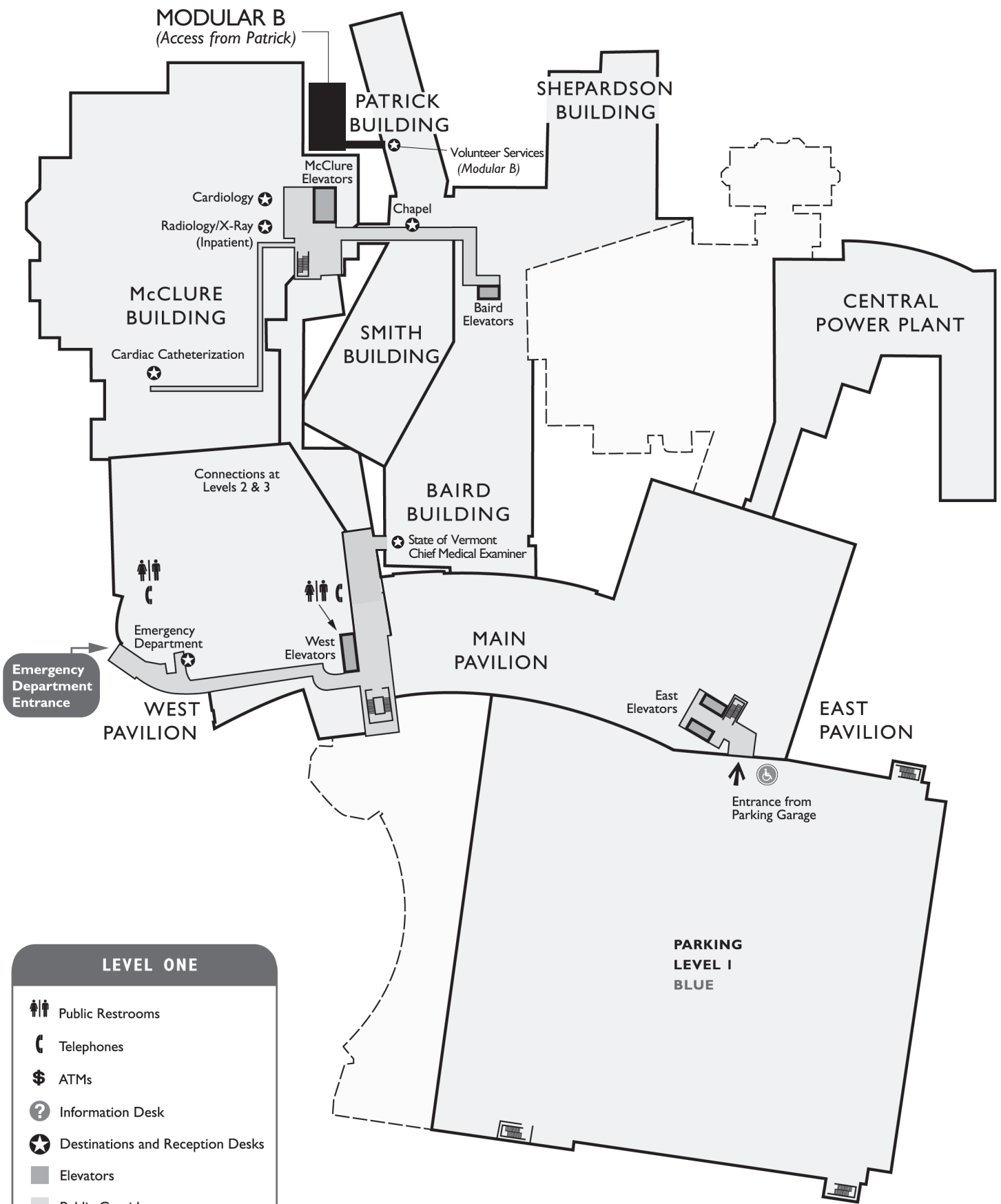
- Level LL Parking Garage-Purple
- Level L Parking Garage-Green, Harvest Café
- Level 1 Parking Garage-Blue
- Level 2 Parking Garage-Orange, Café Express
- Level 3 Main Entrance, Lobby & Information, Registration, Patient Financial Services, Main Street Cafe, Gift Shop, Radiology Services (Outpatient), Surgery & Outpatient Procedures, Pediatric Intensive Care Unit (PICU), Surgical Waiting Area
- Level 4 The University of Vermont Children's Hospital Specialty Center
- Level 5 Pediatric Inpatient Care Unit
- Level 6 - - -
- Level 7 Neonatal Intensive Care Unit (NICU)











LEVEL LL

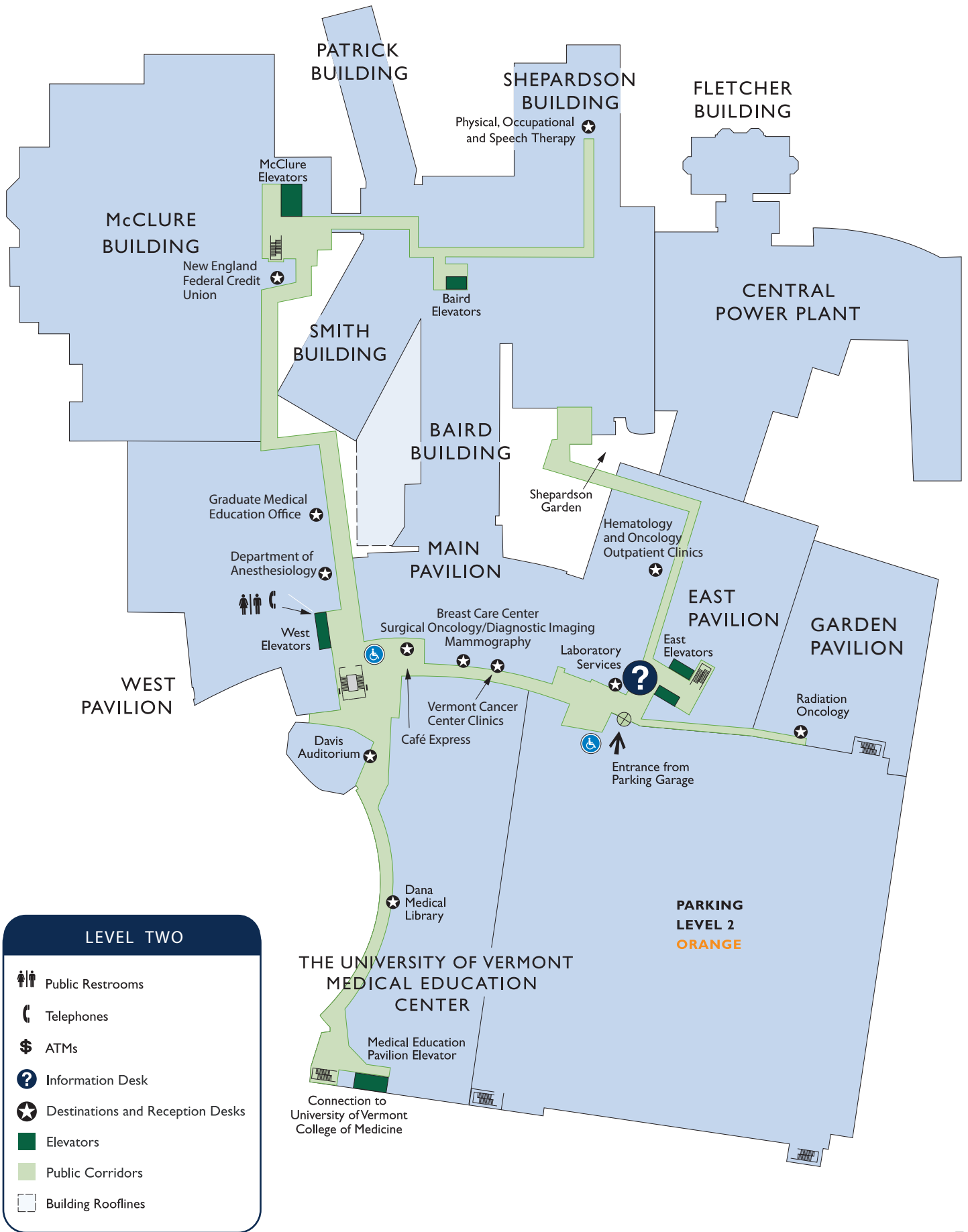
-  Public Restrooms
-  Telephones
-  ATMs
-  Information Desk
-  Destinations and Reception Desks
-  Elevators
-  Public Corridors
-  Building Footprint

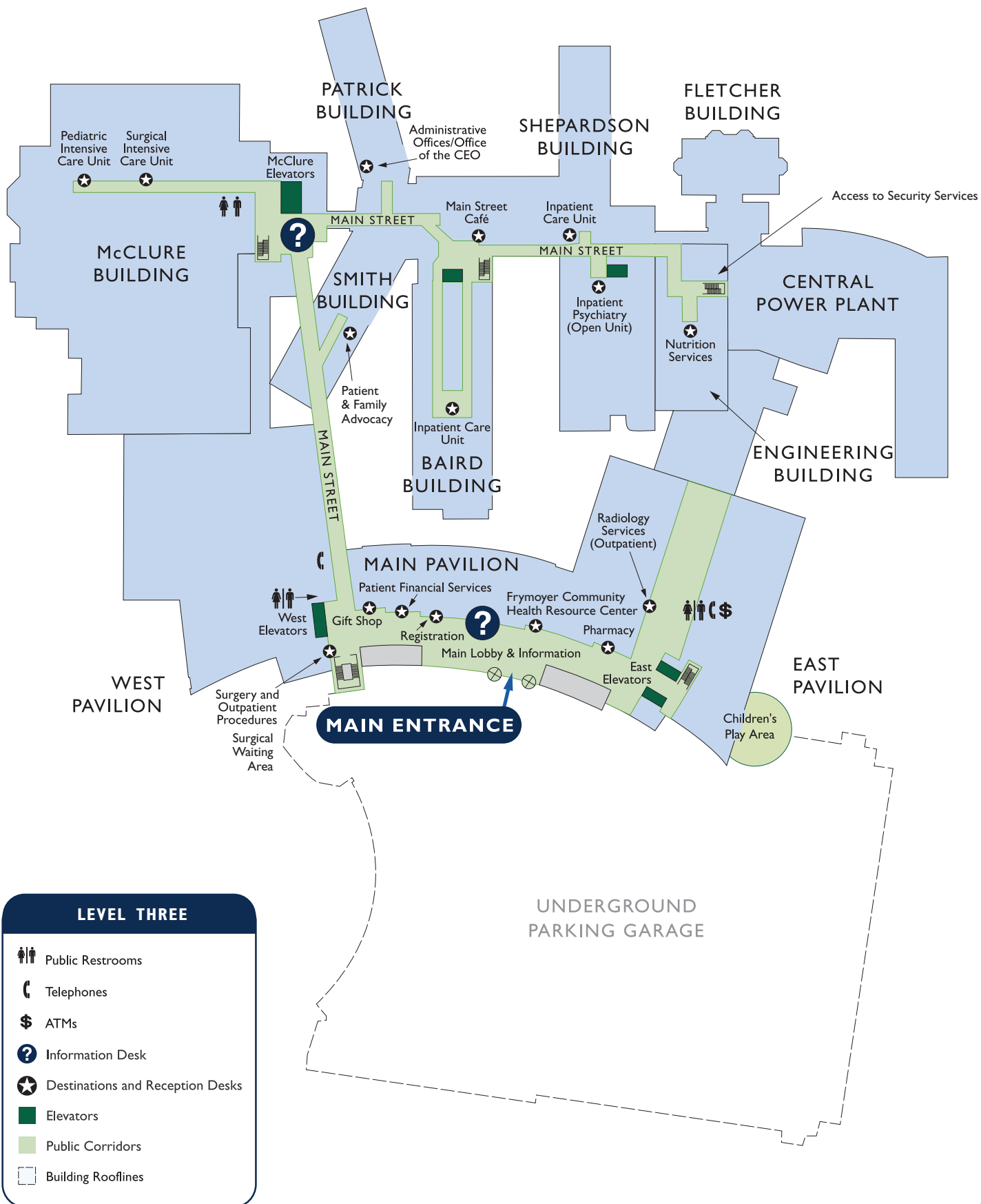


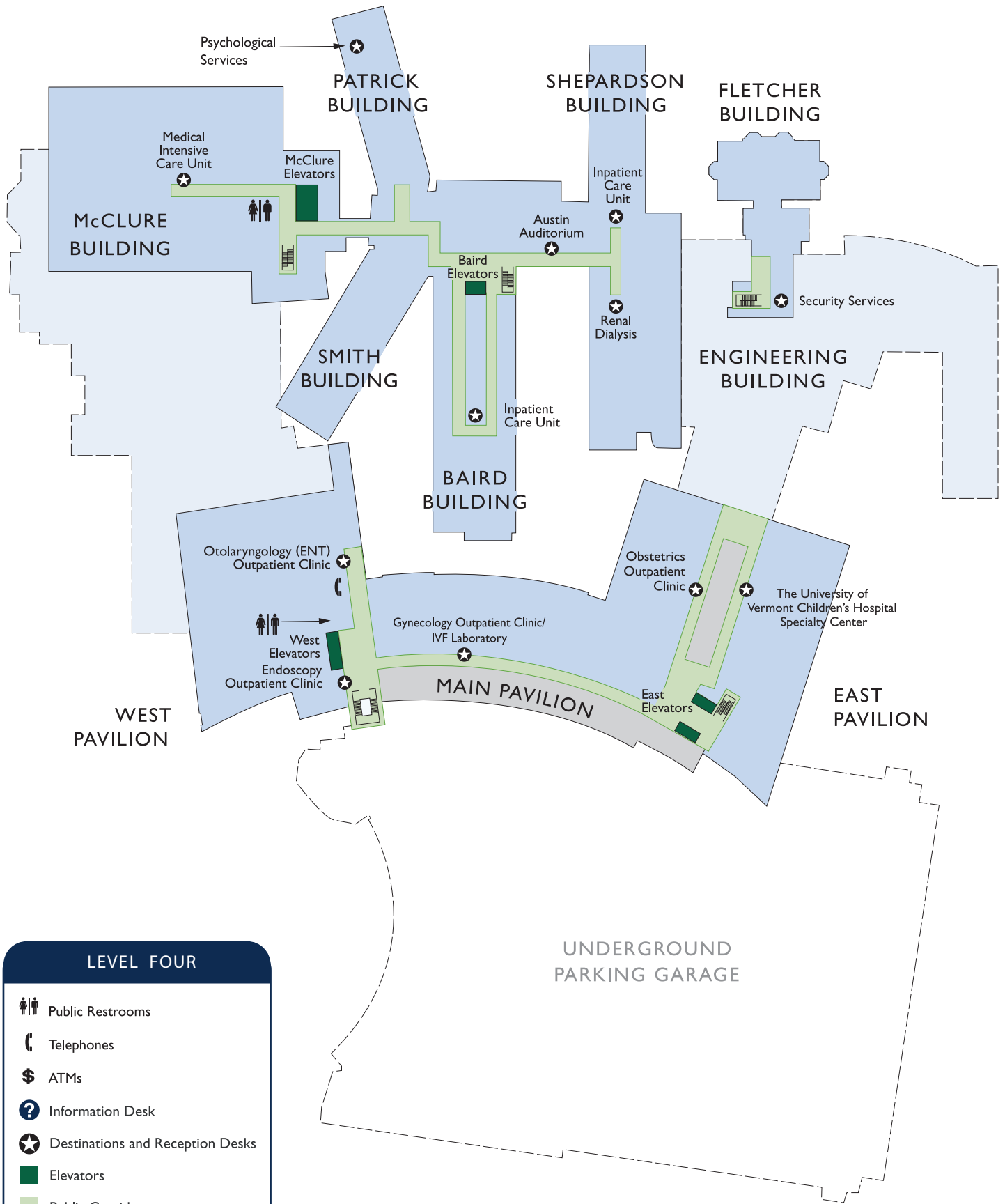


LEVEL ONE

-  Public Restrooms
-  Telephones
-  ATMs
-  Information Desk
-  Destinations and Reception Desks
-  Elevators
-  Public Corridors
-  Building Footprint

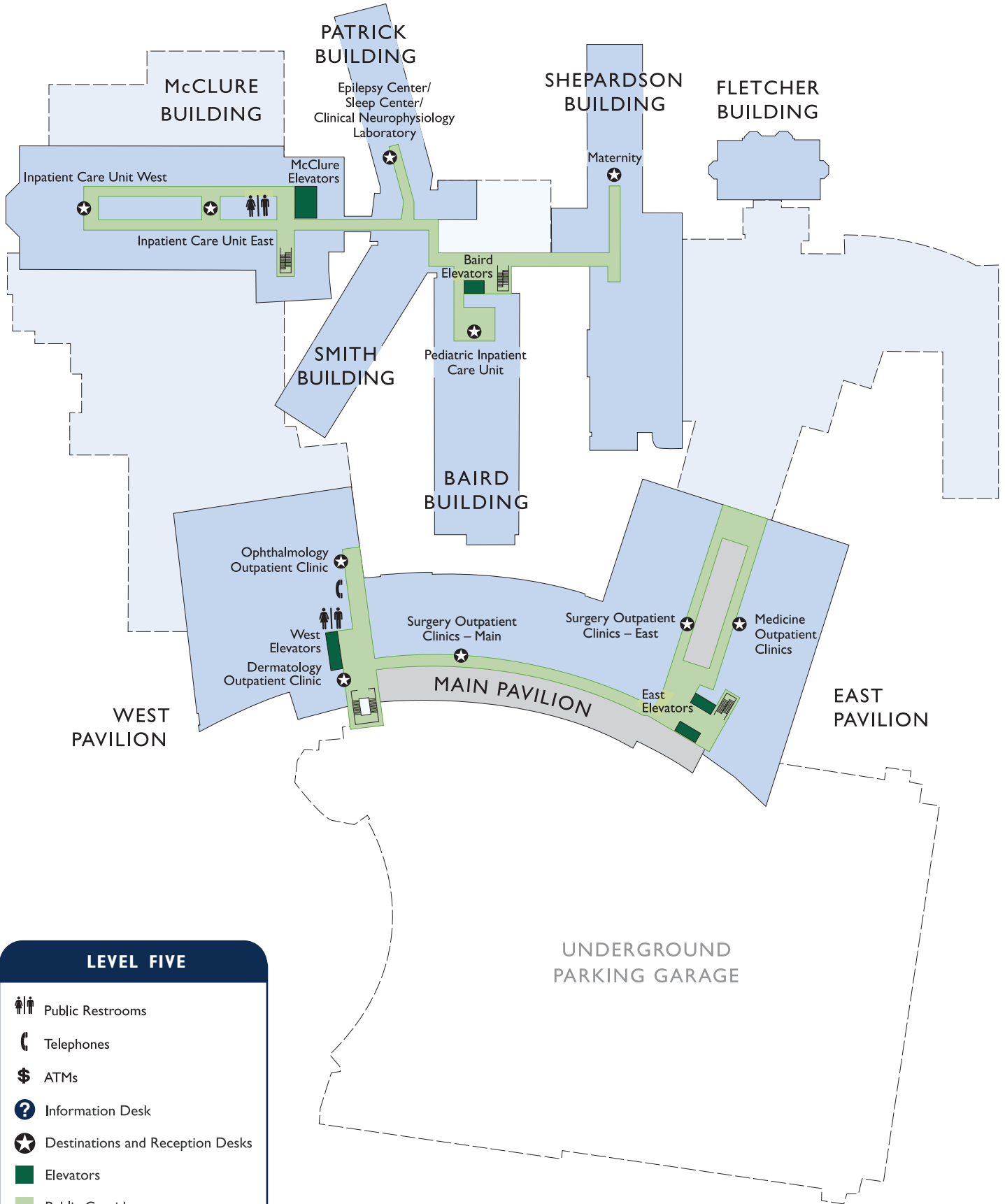














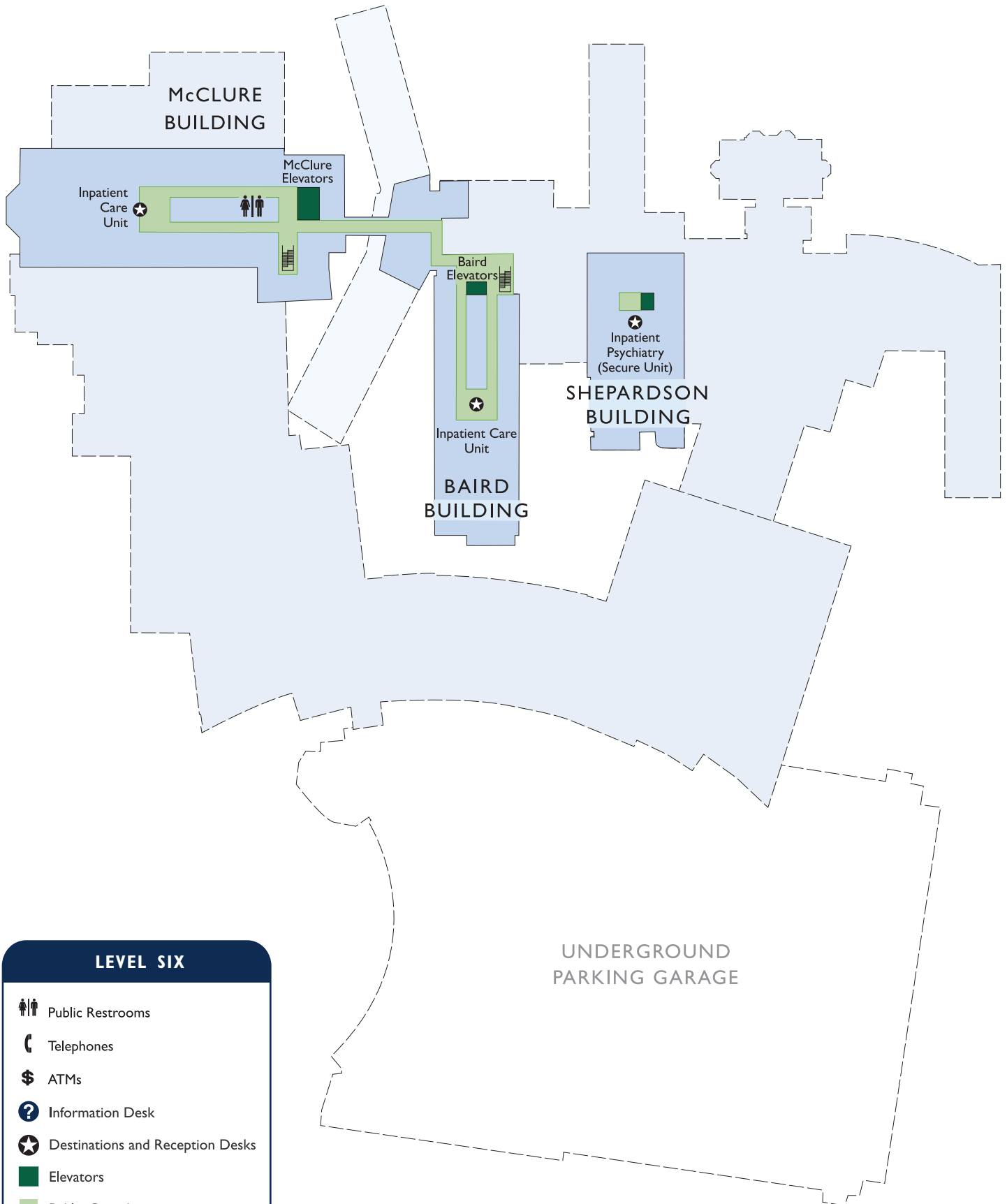
LEVEL FOUR

- Public Restrooms
- Telephones
- ATMs
- Information Desk
- Destinations and Reception Desks
- Elevators
- Public Corridors
- Building Rooflines










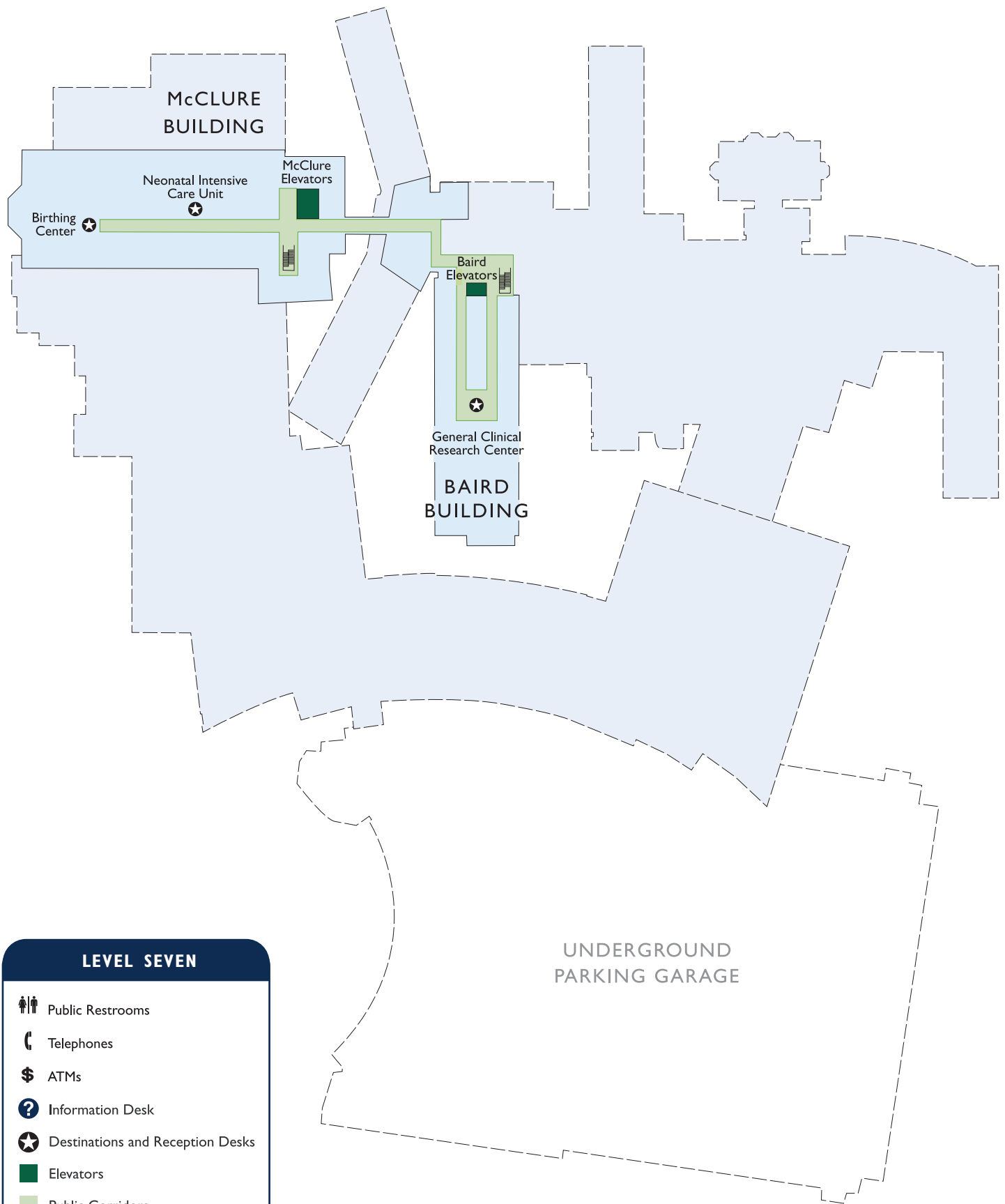
LEVEL FIVE

-  Public Restrooms
-  Telephones
-  ATMs
-  Information Desk
-  Destinations and Reception Desks
-  Elevators
-  Public Corridors
-  Building Rooflines











LEVEL SIX

-  Public Restrooms
-  Telephones
-  ATMs
-  Information Desk
-  Destinations and Reception Desks
-  Elevators
-  Public Corridors
-  Building Rooflines



LEVEL SEVEN

-  Public Restrooms
-  Telephones
-  ATMs
-  Information Desk
-  Destinations and Reception Desks
-  Elevators
-  Public Corridors
-  Building Rooflines

Glossary

*Use this handy guide to understand some of the terms and phrases you might hear around
The University of Vermont Children's Hospital.*

Attending Physician – A hospital physician or surgeon who is licensed to practice medicine without supervision. These doctors visit and treat patients regularly and sometimes supervise students, fellows, and residents.

Comfort Zone – A place where children receive anesthesia, before and after a procedure.

Consent Form – A form signed by a child's parent or legal guardian authorizing the hospital's staff to provide medical care.

Consulting Physician – When your attending physician asks for a doctor with a special area of expertise to help diagnose and treat your child, that doctor is called a consulting physician.

Fellow – A doctor who's done with his/her internship and residency, and is continuing to train toward a specialty.

House Physician – An intern or resident who's already done with medical school but still undergoing the training required so he/she can be licensed to practice medicine independently.

Intern – A doctor in the first year after graduating medical school. Also called a "first year resident."

Isolation Room – Rooms that house a single patient who needs extra protection from germs that other people might have, or who has an infection that might easily spread.

IV Therapists – Nurses specially trained to start IV's.

Laboratory Tech – A technologist who performs tests on specimens obtained from your child.

Multidisciplinary – This term describes how a team of professionals from various specialties cares for a patient, not just an individual doctor.

Nursing Report – That's when nurses from the current shift share important information about the patient's care with members of the next shift.

Pharmacist – Someone trained to prepare and distribute medications.

Phlebotomist – The person who draws the blood samples.

Resident – A licensed physician who's going through a period of advanced, supervised medical training after graduating from medical school.

Rounds – That's when groups of physicians, nurses and other staff go from patient to patient to discuss each child's medical needs and progress.

Universal Precautions – Also called UPC. These special procedures are for all health care workers who might come in contact with blood or body fluids when caring for a patient.

Abbreviations

*Below is a list of common abbreviations you might hear or see around
The University of Vermont Children's Hospital.*

APRN - Advanced Practice Registered Nurse

BSN - Bachelor of Science, Nursing

CLS - Child Life Specialist

CT scan - (or "CAT scan") A scan that gives doctors a section by section view of things in your body

LCSW-C - Licensed Clinical Social Work - Certified

MRI - Magnetic Resonance Imaging - Magnetic field and radio waves create cross-sectional images of your head and body.

MSW - Master of Social Work

NICU - Newborn Intensive Care Unit. A place where newborns go when they need specialized medical equipment and staff who are specially trained to care for them.

NPO - *Nil per os*. It literally means, "nothing by mouth". In other words, you can't eat or drink.

OR - Operating Room

OT - Occupational Therapy

PET - Positron-Emission Tomography. A scan that gives doctors a sectional view of your body.

PharmD - Doctor of Pharmacy

PICU - Pediatric Intensive Care Unit - A place where children stay when they need specialized medical equipment and a staff who is specially trained in critical care.

PRN - *Pro re nata*. It means whenever necessary, or "as needed."

PsyD - Doctor of Psychology

PT - Physical Therapy

RD - Registered Dietitian

RN - Registered Nurse

RT - Respiratory Therapy

UPC - Universal Precautions